


TXGA331 Series

Low Frequency Triaxial Accelerometer, Side Exit 4 Pin Connector, 1,000 mV/g, ±5%



VIBRATION ANALYSIS HARDWARE



Product Features

Collect 3 Channels of Data Simultaneously for Faster Data Collection

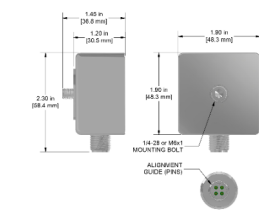
Follows Cartesian Coordinate Phase Configuration (Right Hand Rule)

- ▶ Designed for Low Speed Applications such as Low Speed Rotors, Main Bearings, and Gear Box Inputs.
- ▶ Mini-MIL Connector Exit Option Compatible CTC J Series Mini-MIL Connectors
- ▶ M12 Connector Exit Option Compatible with CTC M4 Series Connectors

TXGA231

4 Pin M12 Connector

Connector Pin	Polarity
1 (Axis Y)	(+) Signal/Power
2 (Axis X)	(+) Signal/Power
3 (Axis Z)	(+) Signal/Power
4	(-) Common

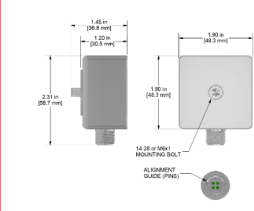


Stock Product

TXGA331

4 Pin Mini-MIL Connector

Connector Pin	Polarity
A (Axis Y)	(+) Signal/Power
B (Axis X)	(+) Signal/Power
C (Axis Z)	(+) Signal/Power
D	(-) Common/Grid

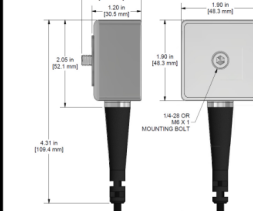


Stock Product

TXGA431

CB105 Integral Cable

Conductor	Polarity
Red (Axis Y)	(+) Signal/Power
Green (Axis X)	(+) Signal/Power
White (Axis Z)	(+) Signal/Power
Black	(-) Common/Grid

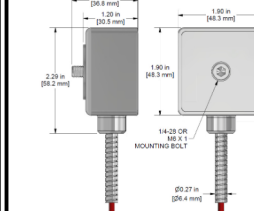


Built To Order

TXGA531

CB218 Armored Integral Cable

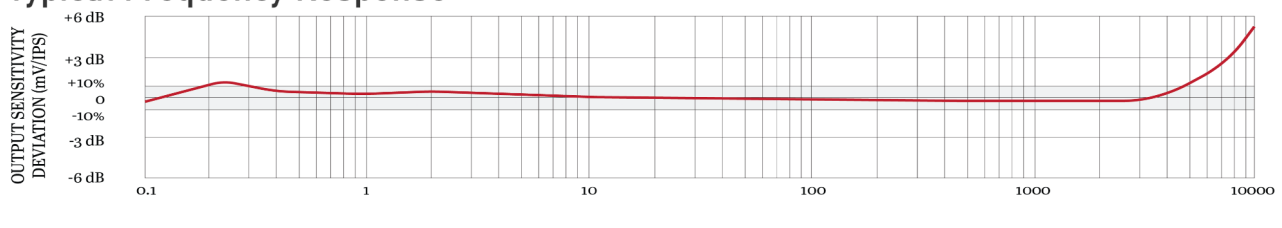
Conductor	Polarity
Red (Axis Y)	(+) Signal/Power
Green (Axis X)	(+) Signal/Power
White (Axis Z)	(+) Signal/Power
Black	(-) Common/Grid



Built To Order

Specifications	Standard	Metric	Specifications	Standard	Metric
Part Number	TXGA331	M/TXGA331	Environmental		
Sensitivity (±5%)	1,000 mV/g		Operating Temperature Range	-58 to 250°F	-50 to 121°C
Frequency Response (±3dB)	6-420,000 CPM	0.1-7,000 Hz	Maximum Shock Protection	5000 g, peak	
Frequency Response (±10%)	18-180,000 CPM	0.3-3000 Hz	Electromagnetic Sensitivity	CE	
Dynamic Range	± 7 g, peak		Sealing	Welded, Hermetic	
	*Vsource ≥ 22V, 12Vbias		Submersible Depth	200 ft.	60 m
Electrical			SIL Rating	SIL 2	
Settling Time	< 2 seconds		Physical		
Voltage Source (IEPE)	18-30 VDC		Sensing Element	PZT Ceramic	
Constant Current Excitation	2-10 mA		Sensing Structure	Shear Mode	
Spectral Noise @ 10 Hz	1.3 µg/√Hz		Weight	13.4 oz	380 grams
Spectral Noise @ 100 Hz	0.2 µg/√Hz		Case Material	316L Stainless Steel	
Spectral Noise @ 1000 Hz	0.1 µg/√Hz		Connector (Non-Integral)	4 Pin Mini-MIL or 4 Pin M12	
Output Impedance	< 100 ohm		Resonant Frequency	600,000 CPM	10,000 Hz
Bias Output Voltage	10-14 VDC		Mounting Torque	2 to 5 ft. lbs.	2.7 to 6.8 Nm
Case Isolation	> 10 ⁸ ohm		Mounting Hardware Supplied	1/4-28 Captive Bolt	M6x1 Captive Bolt
			Calibration Certificate	CA10	

Typical Frequency Response



Backed by our Unconditional Lifetime Warranty & Free Annual Recalibration Service

www.ctconline.com | sales@ctconline.com | 585-924-5900