


TXFA333-VE Series



Low Cost, Low Frequency, Piezo Velocity Triaxial Sensor, Side Exit 4 Pin Connector, 500 mV/in/sec $\pm 15\%$

VIBRATION ANALYSIS HARDWARE



Product Features

500 mV/in/sec (20 mV/mm/sec) Sensitivity

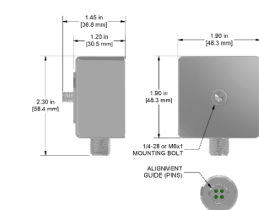
Phase conforms to cartesian coordinate system (right hand rule)

- ▶ Must use J4A, J4C, J4N, J4R or VJ4R connectors, or M4R connector for M12 option, & CB105, CB117, CB119 or CB218 cables
- ▶ Integrates to Velocity in the Sensor

TXFA231-VE

4 Pin M12 Connector

Connector Pin	Polarity
1 (Axis Y)	(+) Signal/Power
2 (Axis X)	(+) Signal/Power
3 (Axis Z)	(+) Signal/Power
4	(-) Common

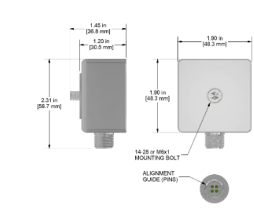


Stock Product

TXFA333-VE

4 Pin Mini-MIL Connector

Connector Pin	Polarity
A (Axis Y)	(+) Signal/Power
B (Axis X)	(+) Signal/Power
C (Axis Z)	(+) Signal/Power
D	(-) Common/Grid

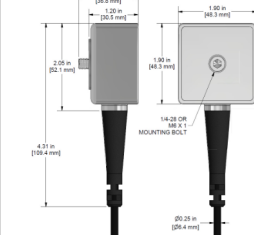


Stock Product

TXFA433-VE

CB105 Integral Cable

Conductor	Polarity
Red (Axis Y)	(+) Signal/Power
Green (Axis X)	(+) Signal/Power
White (Axis Z)	(+) Signal/Power
Black	(-) Common/Grid

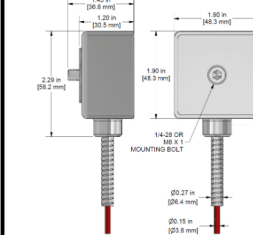


Built To Order

TXFA533-VE

CB218 Armored Integral Cable

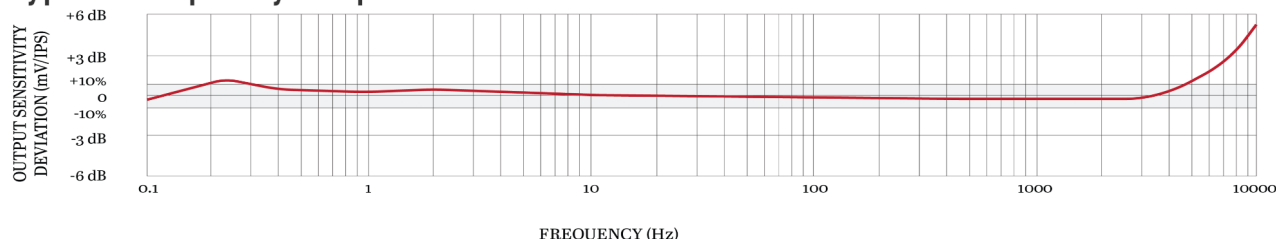
Conductor	Polarity
Red (Axis Y)	(+) Signal/Power
Green (Axis X)	(+) Signal/Power
White (Axis Z)	(+) Signal/Power
Black	(-) Common/Grid



Built To Order

Specifications	Standard	Metric	Specifications	Standard	Metric
Part Number	TXFA333-VE	M/TXFA333-VE	Environmental		
Sensitivity ($\pm 15\%$)	500 mV/in/sec		Operating Temperature Range	-58 to 250°F	-50 to 121°C
Frequency Response ($\pm 3\text{dB}$)	60 to 270,000 CPM	1 Hz to 4.5 kHz	Maximum Shock Protection	5,000 g, peak	
Dynamic Range	+10 in/sec pk		Electromagnetic Sensitivity	CE	
	*V _{source} \geq 22V, 12Vbias		Sealing	Welded, Hermetic	
Electrical			Physical		
Settling Time	<4 Seconds		Sensing Element	PZT Ceramic	
Voltage Source (IEPE)	18-30 VDC		Sensing Structure	Shear Mode	
Constant Current Excitation	2-10 mA		Weight	13.4 oz	380 grams
Spectral Noise @ 10 Hz	200 μ IPS/ $\sqrt{\text{Hz}}$		Case Material	316L Stainless Steel	
Spectral Noise @ 100 Hz	6 μ IPS/ $\sqrt{\text{Hz}}$		Connector (Non-Integral)	4 Pin Mini-MIL or 4 Pin M12	
Spectral Noise @ 1000 Hz	0.7 μ IPS/ $\sqrt{\text{Hz}}$		Resonant Frequency	720,000 CPM	12 kHz
Output Impedance	<100 ohm		Mounting Torque	2 to 5 ft. lbs	2.7 to 6.8 Nm
Bias Output Voltage	10-14 VDC		Mounting Hardware Supplied	1/4-28 Captive Bolt	M6x1 Captive Bolt
Case Isolation	>10 ⁹ ohm		Calibration Certificate	CA10	

Typical Frequency Response



Backed by our Unconditional Lifetime Warranty & Free Annual Recalibration Service

www.ctconline.com | sales@ctconline.com | 585-924-5900