

TXFA331 Series

Low Frequency Triaxial Accelerometer, Side Exit 4 Pin Connector, 500 mV/g, ±5%



VIBRATION ANALYSIS HARDWARE



Product Features

Collect 3 Channels of Data Simultaneously for Faster Data Collection

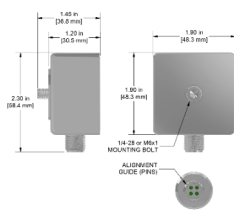
Follows Cartesian Coordinate Phase Configuration (Right Hand Rule)

- ▶ Designed for Low Speed Applications such as Low Speed Rotors, Main Bearings, and Gear Box Inputs.
- ▶ Mini-MIL Connector Exit Option Compatible CTC J Series Mini-MIL Connectors
- ▶ M12 Connector Exit Option Compatible with CTC M4 Series Connectors

TXFA231

4 Pin M12 Connector

Connector Pin	Polarity
1 (Axis Y)	(+) Signal/Power
2 (Axis X)	(+) Signal/Power
3 (Axis Z)	(+) Signal/Power
4	(-) Common

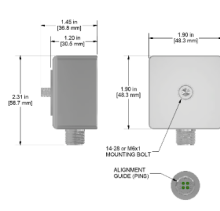


Stock Product

TXFA331

4 Pin Mini-MIL Connector

Connector Pin	Polarity
A (Axis Y)	(+) Signal/Power
B (Axis X)	(+) Signal/Power
C (Axis Z)	(+) Signal/Power
D	(-) Common/Grid

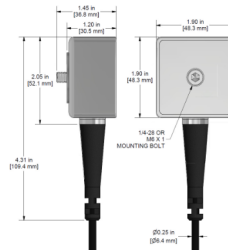


Stock Product

TXFA431

CB105 Integral Cable

Conductor	Polarity
Red (Axis Y)	(+) Signal/Power
Green (Axis X)	(+) Signal/Power
White (Axis Z)	(+) Signal/Power
Black	(-) Common/Grid

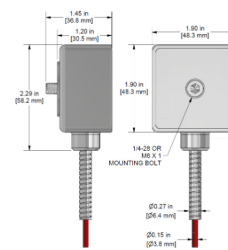


Built To Order

TXFA531

CB218 Armored Integral Cable

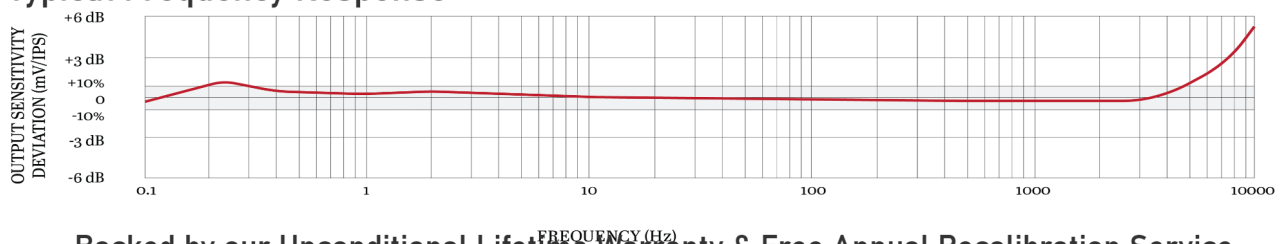
Conductor	Polarity
Red (Axis Y)	(+) Signal/Power
Green (Axis X)	(+) Signal/Power
White (Axis Z)	(+) Signal/Power
Black	(-) Common/Grid



Built To Order

Specifications	Standard	Metric	Specifications	Standard	Metric
Part Number	TXFA331	M/TXFA331	Environmental		
Sensitivity (±5%)	500 mV/g		Operating Temperature Range	-58 to 250°F	-50 to 121°C
Frequency Response (±3dB)	6-420,000 CPM	0,1-7,000 Hz	Maximum Shock Protection	5,000 g, peak	
Frequency Response (±10%)	18-180,000 CPM	0,3-3,000 Hz	Electromagnetic Sensitivity	CE	
Dynamic Range	± 10 g, peak *Vsource ≥ 22V, 12Vbias		Sealing	Welded, Hermetic	
Electrical			Submersible Depth	200 ft.	60 m
Settling Time	<2 Seconds		SIL Rating	SIL 2	
Voltage Source (IEPE)	18-30 VDC		Physical		
Constant Current Excitation	2-10 mA		Sensing Element	PZT Ceramic	
Spectral Noise @ 10 Hz	1.7 µg/√Hz		Sensing Structure	Shear Mode	
Spectral Noise @ 100 Hz	0.2 µg/√Hz		Weight	13.4 oz	380 grams
Spectral Noise @ 1000 Hz	0.12 µg/√Hz		Case Material	316L Stainless Steel	
Output Impedance	<100 ohm		Connector (Non-Integral)	4 Pin Mini-MIL or 4 Pin M12	
Bias Output Voltage	10-14 VDC		Resonant Frequency	600,000 CPM	10 kHz
Case Isolation	>10 ⁸ ohm		Mounting Torque	2 to 5 ft. lbs.	2,7 to 6,8 Nm
			Mounting Hardware Supplied	1/4-28 Captive Bolt	M6x1 Captive Bolt
			Calibration Certificate	CA10	

Typical Frequency Response



Backed by our Unconditional Lifetime Warranty & Free Annual Recalibration Service

www.ctconline.com | sales@ctconline.com | 585-924-5900