

TXFA331-VE Series



Premium Low Frequency, Piezo Velocity Triaxial Sensor, Side Exit 4 Pin Connector, 500 mV/in/sec ±5%

VIBRATION ANALYSIS HARDWARE



Product Features

Collect 3 Channels of Data Simultaneously for Faster Data Collection

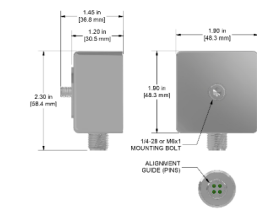
Follows Cartesian Coordinate Phase Configuration (Right Hand Rule)

- ▶ Integrates to Velocity in the Sensor
- ▶ Mini-MIL Connector Exit Option Compatible CTC J Series Mini-MIL Connectors
- ▶ M12 Connector Exit Option Compatible with CTC M4 Series Connectors

TXFA231-VE

4 Pin M12 Connector

Connector Pin	Polarity
1 (Axis Y)	(+) Signal/Power
2 (Axis X)	(+) Signal/Power
3 (Axis Z)	(+) Signal/Power
4	(-) Common

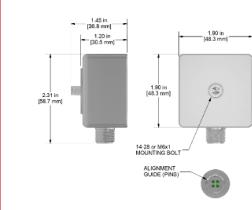


Stock Product

TXFA331-VE

4 Pin Mini-MIL Connector

Connector Pin	Polarity
A (Axis Y)	(+) Signal/Power
B (Axis X)	(+) Signal/Power
C (Axis Z)	(+) Signal/Power
D	(-) Common/Grid

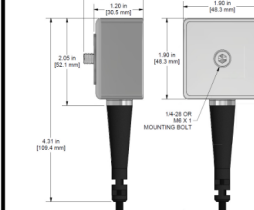


Stock Product

TXFA431-VE

CB105 Integral Cable

Conductor	Polarity
Red (Axis Y)	(+) Signal/Power
Green (Axis X)	(+) Signal/Power
C (Axis Z)	(+) Signal/Power
D	(-) Common/Grid

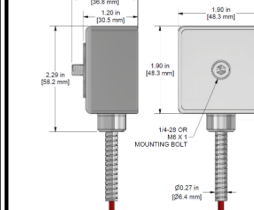


Built To Order

TXFA531-VE

CB218 Armored Integral Cable

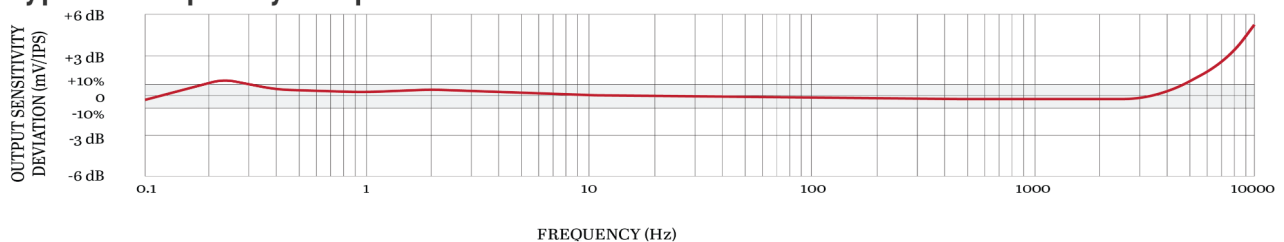
Conductor	Polarity
Red (Axis Y)	(+) Signal/Power
Green (Axis X)	(+) Signal/Power
C (Axis Z)	(+) Signal/Power
D	(-) Common/Grid



Built To Order

Specifications	Standard	Metric	Specifications	Standard	Metric
Part Number	TXFA331-VE	M/TXFA331-VE	Environmental		
Sensitivity (±5%)	500 mV/in/sec		Operating Temperature Range	-58 to 250°F	-50 to 121°C
Frequency Response (±3dB)	60 to 270,000 CPM	1 Hz to 4.5 kHz	Maximum Shock Protection	5,000 g, peak	
Frequency Response (±10%)	120 to 240,000 CPM	2 Hz to 4 kHz	Electromagnetic Sensitivity	CE	
Dynamic Range	+/-10 in/sec pk *Vsource ≥ 22V, 12Vbias		Sealing	Welded, Hermetic	
Electrical			SIL Rating	SIL 2	
Settling Time	<4 Seconds		Physical		
Voltage Source (IEPE)	18-30 VDC		Sensing Element	PZT Ceramic	
Constant Current Excitation	2-10 mA		Sensing Structure	Shear Mode	
Spectral Noise @ 10 Hz	200 μ IPS/√Hz		Weight	13.4 oz	380 grams
Spectral Noise @ 100 Hz	6 μ IPS/√Hz		Case Material	316L Stainless Steel	
Spectral Noise @ 1000 Hz	0.7 μ IPS/√Hz		Connector (Non-Integral)	4 Pin Mini-MIL or 4 Pin M12	
Output Impedance	<100 ohm		Resonant Frequency	720,000 CPM	12 kHz
Bias Output Voltage	10-14 VDC		Mounting Torque	2 to 5 ft. lbs	2.7 to 6.8 Nm
Case Isolation	>10 ⁹ ohm		Mounting Hardware Supplied	1/4-28 Captive Bolt	M6x1 Captive Bolt
			Calibration Certificate	CA10	

Typical Frequency Response



Backed by our Unconditional Lifetime Warranty & Free Annual Recalibration Service

www.ctconline.com | sales@ctconline.com | 585-924-5900