

TXFA331-TA Series



Premium, Dual Output Triaxial Sensor, Temperature & Acceleration, Side Exit 6 Pin Connector, 500 mV/g, 10 mV/°C, ±5%

VIBRATION ANALYSIS HARDWARE



Product Features

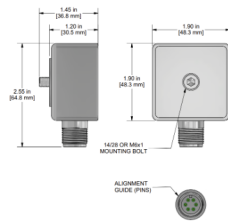
3 Axes of Vibration with Additional Temperature Output in One Sensor

Phase conforms to cartesian coordinate system (right hand rule)

- ▶ Designed for low speed Rotors, Main Bearings, and Gear Box Inputs.
- ▶ Temperature Output 10 mV/°C
- ▶ Compatible with A5A Connector and CB123, CB129 and CB629 cabling

TXFA331-TA

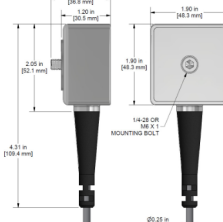
Connector Pin	Polarity
1 (Axis Y)	(+) Signal/Power
2 (Axis X)	(+) Signal/Power
3 (Axis Z)	(+) Signal/Power
4	(-) Common/Grid
5	(+) Temperature
6	Not Used



Stock Product

TXFA431-TA

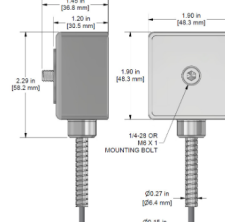
Connector Pin	Polarity
1 Red (Axis Y)	(+) Signal/Power
2 Green (Axis X)	(+) Signal/Power
3 White (Axis Z)	(+) Signal/Power
4 Black	(-) Common/Grid
5 Blue	(+) Temperature
6	Not Used



Built To Order

TXFA531-TA

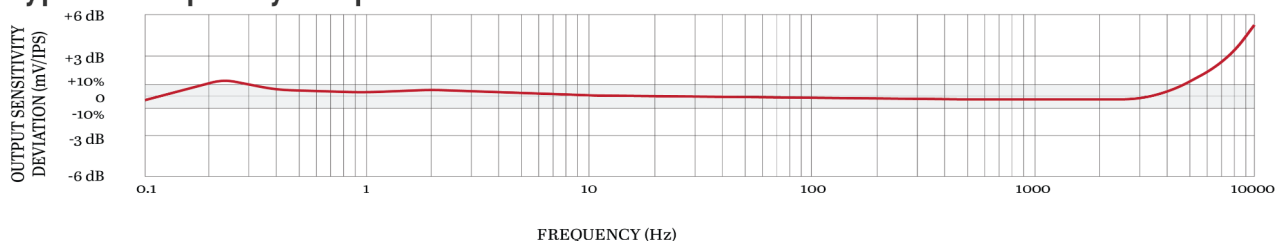
Connector Pin	Polarity
1 Red (Axis Y)	(+) Signal/Power
2 Green (Axis X)	(+) Signal/Power
3 White (Axis Z)	(+) Signal/Power
4 Black	(-) Common/Grid
5 Blue	(+) Temperature
6	Not Used



Built To Order

Specifications	Standard	Metric	Specifications	Standard	Metric
Part Number	TXFA331-TA	M/TXFA331-TA	Environmental		
Sensitivity (±5%)	500 mV/g		Operating Temperature Range	-58 to 250°F	-50 to 121°C
Frequency Response (±3dB)	6-420,000 CPM	0,1-7,000 Hz	Maximum Shock Protection	5,000 g, peak	
Frequency Response (±10%)	18-180,000 CPM	0,3-3000 Hz	Electromagnetic Sensitivity	CE	
Dynamic Range	± 10 g, peak *Vsource ≥ 22V, 12Vbias		Sealing	Welded, Hermetic	
Temperature Measurement Range	-40 to 250°F	-40 to 121°C	Submersible Depth	200 ft.	60 m
Temperature Output	10 mV/°C		SIL Rating	SIL 2	
Temperature Sensor	750 mV = 25 °C (±1)		Physical		
Electrical			Sensing Element	PZT Ceramic	
Settling Time	<2 Seconds		Sensing Structure	Shear Mode	
Voltage Source (IEPE)	18-30 VDC		Weight	13.4 oz	380 grams
Spectral Noise @ 10 Hz	1.7 µg/√Hz		Case Material	316L Stainless Steel	
Spectral Noise @ 100 Hz	0.2 µg/√Hz		Connector (Non-Integral)	6 Pin	
Spectral Noise @ 1000 Hz	0.12 µg/√Hz		Resonant Frequency	600,000 CPM	10 kHz
Output Impedance	<100 ohm		Mounting Torque	2 to 5 ft. lbs.	2,7 to 6,8 Nm
Bias Output Voltage	10-14 VDC		Mounting Hardware Supplied	1/4-28 Captive Bolt	M6x1 Captive Bolt
Case Isolation	>10 ⁸ ohm		Calibration Certificate	CA10	

Typical Frequency Response



Backed by our Unconditional Lifetime Warranty & Free Annual Recalibration Service

www.ctconline.com | sales@ctconline.com | 585-924-5900