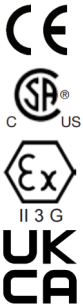


TA936 Series



Nonincendive, CSA North America Class I, Division 2 Approved Dual Output Sensor, Acceleration and Temperature, Side Exit 3 Pin Connector, 100 mV/g, 10 mV/°C, ±10%

VIBRATION ANALYSIS HARDWARE



Product Features

CSA North America Class I, Division 2, Groups A, B, C and D; Class II, Division 1, Groups E, F and G; Class III

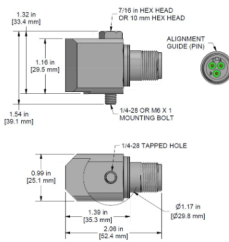
Helps to Detect Bearing Defects and Temperature Changes

- ▶ NOTE: Class I, Division 2 / Ex nA IIC when installed using an approved Zone 2 / Division 2 rated cable in accordance with the CEC or the NEC.
- ▶ Suggested Approved Cabling: CB191 or CB298 Cable and Q3A or Q3N Connectors

TA936-1A

3 Pin Connector

Connector Pin	Polarity
A	(+) Signal/Power
B	(-) Common
C	(+) Temperature Voltage

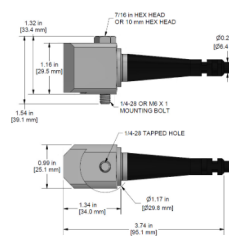


Stock Product

TA936-2C

CB191 Integral Cable

Conductor	Polarity
Red	(+) Signal/Power
Black	(-) Common
White	(+) Temperature Voltage
Shield	Cable Drain Wire

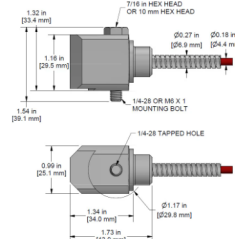


Built To Order

TA936-3C

CB218 Armored Integral Cable

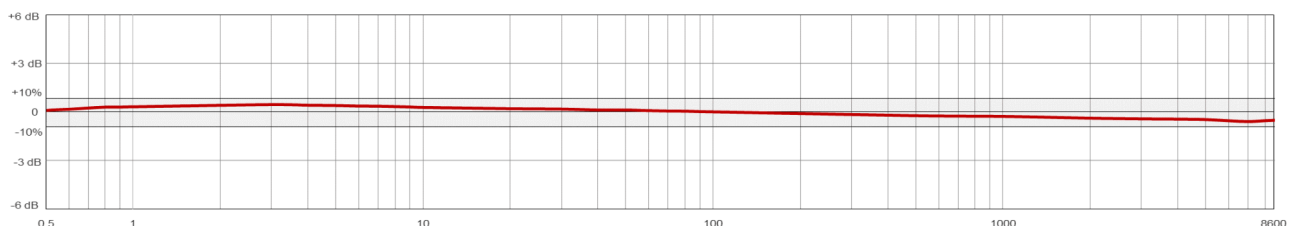
Conductor	Polarity
Red	(+) Signal/Power
Black	(-) Common
White	(+) Temperature Voltage
Shield	Cable Drain Wire



Built To Order

Specifications	Standard	Metric	Specifications	Standard	Metric
Part Number	TA936	M/TA936	Environmental		
Sensitivity (±10%)		100 mV/g	Operating Temperature Range	-40 to 250°F	-40 to 121°C
Frequency Response (±3dB)	30-516,000 CPM	0.5-8600 Hz	Maximum Shock Protection	5,000 g, peak	
Frequency Response (±10%)	60-360,000 CPM	1.0-6000 Hz	Electromagnetic Sensitivity	CE	
Dynamic Range		± 80 g, peak	Sealing	Welded, Hermetic	
Temperature Measurement Range	36.5 to 212 °F	2.5 to 100 °C	Physical		
Temperature Output		10 mV/°C	Sensing Element	PZT Ceramic	
Electrical			Sensing Structure	Shear Mode	
Settling Time	<2 Seconds		Weight	5.3 oz	151 grams
Voltage Source (IEPE)	18-28 VDC		Case Material	316L Stainless Steel	
Constant Current Excitation	2-10 mA		Mounting Thread	1/4-28	
Spectral Noise @ 10 Hz	30 µg/√Hz		Connector (Non-Integral)	3 Pin MIL-C-5015	
Spectral Noise @ 100 Hz	19 µg/√Hz		Resonant Frequency	1,260,000 CPM	21000 Hz
Spectral Noise @ 1000 Hz	15 µg/√Hz		Mounting Torque	2 to 5 ft. lbs.	2.7 to 6.8 Nm
Output Impedance	<100 ohm		Mounting Hardware Supplied	1/4-28 Captive Bolt	M6x1 Captive Bolt
Bias Output Voltage	10-14 VDC		Calibration Certificate	CA10	
Case Isolation	>10 ⁸ ohm				

Typical Frequency Response



Backed by our Unconditional Lifetime Warranty & Free Annual Recalibration Service

www.ctconline.com | sales@ctconline.com | 585-924-5900