

TA911 Series



VIBRATION ANALYSIS HARDWARE

Nonincendive, Intrinsically Safe, CSA North America Class 1, Division 1 and IECEx/ATEX Zone 0,1 Approved Dual Output Accelerometer, Acceleration and Temperature, Top Exit 3 Pin Connector, 10 mV/g, 10 mV/°C, ±10%



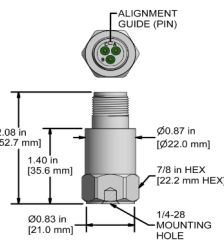
Regulatory Information

Ex ia IIC T3 Ga	CSA 22 UKEX 1408X
AEx is IIC T3 Ga	Ex ia IIC T3/T4 Ga
CLI Groups A, B, C, D	Ex ia I Ma
CLII Groups E, F, G; CLIII	
CLI, Zone 0	Sira 15ATEX2152X
Operating Temperature Code: T3	Ex ia IIC T3 Ga
Ambient Temperature Range = -40 to 80°C	Ex ia I Ma
Control Drawing INS10012	IECEx SIR 15.0060X
Ui = 28 Vdc li = 112 mA	Ex ia IIC T3 Ga
Pi = 1W, Ci = 1.5nF, Li = 0µH	Ex ia I Ma
CSA 221421	

TA911-1A

3 Pin Connector

Connector Pin	Polarity
A	(+) Signal/Power
B	(-) Common
C	(+) Temperature Voltage

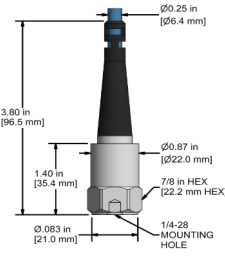


Stock Product

TA911-2C

CB191 Integral Cable

Conductor	Polarity
Red	(+) Signal/Power
Black	(-) Common
White	(+) Temperature Voltage
Shield	Cable Drain Wire

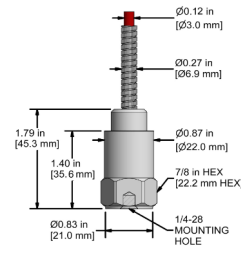


Built To Order

TA911-3C

CB218 Armored Integral Cable

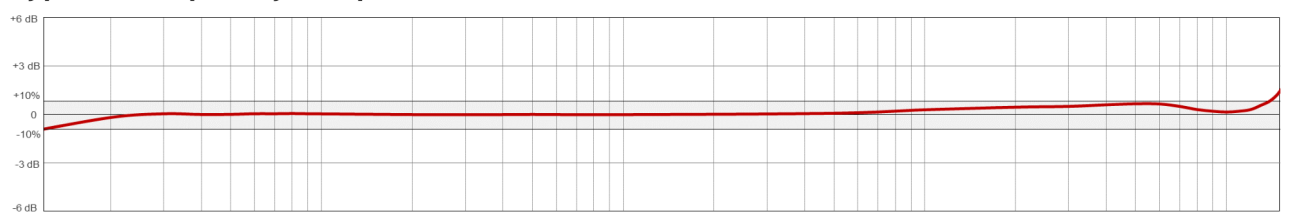
Conductor	Polarity
Red	(+) Signal/Power
Black	(-) Common
White	(+) Temperature Voltage
Shield	Cable Drain Wire



Built To Order

Specifications	Standard	Metric	Specifications	Standard	Metric
Part Number	TA911	M/ or M8/TA911	Environmental		
Sensitivity (±10%)		10 mV/g	Operating Temperature Range	-40 to 250 °F	-40 to 121 °C
Frequency Response (±3dB)	72-900,000 CPM	1,2-15000 Hz	Maximum Shock Protection		5,000 g, peak
Frequency Response (±10%)	150-360,000 CPM	2,5-6000 Hz	Electromagnetic Sensitivity		CE
Dynamic Range		± 800 g, peak	Sealing		Welded, Hermetic
Temperature Measurement Range	36.5 to 212 °F	2.5 to 100 °C	Physical		
Temperature Output		10 mV/°C	Sensing Element		PZT Ceramic
Electrical			Sensing Structure		Shear Mode
Settling Time		< 2 seconds	Weight	3.2 oz	90 grams
Voltage Source (IEPE)		18-28 VDC	Case Material		316L Stainless Steel
Constant Current Excitation		2-10 mA	Mounting Thread		1/4-28 Blind Tapped Hole
Spectral Noise @ 10 Hz		30 µg/√Hz	Connector (Non-Integral)		3 Pin MIL-C-5015
Spectral Noise @ 100 Hz		19 µg/√Hz	Resonant Frequency	1,380,000 CPM	23000 Hz
Spectral Noise @ 1000 Hz		15 µg/√Hz	Mounting Torque	2 to 5 ft. lbs	2,7 to 6,8 Nm
Output Impedance		<100 ohm	Mounting Hardware Supplied	1/4-28 stud	M6x1 or M8x1.25 Adapter Stud
Bias Output Voltage		10-14 VDC	Calibration Certificate		CA10
Case Isolation		>10 ⁸ ohm			

Typical Frequency Response



Backed by our Unconditional Lifetime Warranty & Free Annual Recalibration Service

www.ctconline.com | sales@ctconline.com | 585-924-5900