LPT202 Series

Loop Power Triaxial Sensor, 4-20 mA Output Proportional to Vibration in Velocity, Side Exit 6 Pin Connector

VIBRATION ANALYSIS HARDWARE

Product Features

Continuously Monitor & Protect Important Machinery

- 4-20 mA current proportional to Vibration
- Transmit Signals Over Long Distances with No Signal Loss
- Customize Your Settings to Focus on the Most Important Frequencies

LPT202-XXX-1A

6 Pin Connector

Connector Pin	Polarity
1 (Axis Y)	(+) Loop Power
2 (Axis X)	(+) Loop Power
3 (Axis Z)	(+) Loop Power
4 (Axis Y)	(-) Loop Power Return
5 (Axis Z)	(-) Loop Power Return
6 (Axis X)	(-) Loop Power Return

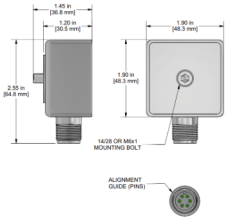

Stock Product

LPT202-XXX-2A

CB123 Integral Cable

Connector Pin	Polarity
Red (Axis Y)	(+) Loop Power
Green (Axis X)	(+) Loop Power
White (Axis Z)	(+) Loop Power
Black (Axis Y)	(-) Loop Power Return
Blue (Axis Z)	(-) Loop Power Return
Brown (Axis X)	(-) Loop Power Return

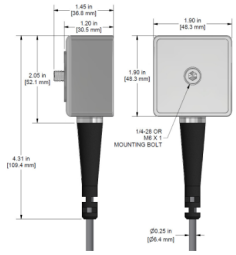

Built To Order

LPT202-XXX-3A

CB629 Armored Integral Cable

Connector Pin	Polarity
Red (Axis Y)	(+) Loop Power
Green (Axis X)	(+) Loop Power
White (Axis Z)	(+) Loop Power
Black (Axis Y)	(-) Loop Power Return
Blue (Axis Z)	(-) Loop Power Return
Brown (Axis X)	(-) Loop Power Return

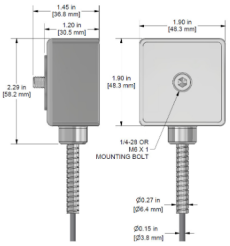

Built To Order

Specifications	Standard	Metric
Part Number	LPT202	M/LPT202
Sensitivity (±10%)	(± 10%)	
Tolerance: 4 mA	(± 10%)	
Tolerance: 20 mA	(± 10%)	
Electrical		
Settling Time	<30 Seconds	
Voltage Source (IEPE)	15-30 VDC	
Case Isolation	>10^8 ohm	
Environmental		
Operating Temperature Range	-4 to 212 °F	-20 to 100 °C
Electromagnetic Sensitivity	CE	
Sealing	Welded, Hermetic	
Submersible Depth	200 ft.	60 m

Specifications	Standard	Metric
Physical		
Sensing Element	PZT Ceramic	
Sensing Structure	Shear Mode	
Weight	NEED	
Case Material	316L Stainless Steel	
Mounting Thread	1/4-28	
Connector (Non-Integral)	6 Pin Connector	
Mounting Torque	2 to 5 ft. lbs.	2,7 to 6,8 Nm
Mounting Hardware Supplied	1/4-28 Captive Bolt	M6x1 Captive Bolt
Calibration Certificate	Current Output @ 100 Hz	

Ordering Information

☐ /LPT202 - ☐☐ ☐ ☐ - ☐☐ / ☐☐☐ / ☐☐☐

Stud Type
- **Blank** = ¼-28
- **M** = M6x1

Measurement Range
- **0** = 0-0.5 IPS (0-12.7 mm/sec)
- **1** = 0-1 IPS (0-25.4 mm/sec)
- **2** = 0-2 IPS (0-25.4 mm/sec)
- **3** = 0-0.4 IPS (0-10 mm/sec)
- **4** = 0-0.8 IPS (0.20 mm/sec)
- **6** = 0-5 IPS (0-127 mm/sec)

Type
- **P** = Peak
- **R** = RMS

Frequency Range ±3dB
- **1** = 600-60000 CPM (10-1000 Hz)
- **2** = 180-150000 CPM (3-2500 Hz)
- **3** = 180-60000 CPM (3-1000 Hz)

Style
- **1A** = 6 Pin Connector
- **2A** = Integral Cable
- **3A** = Armor Jacket

Integral Options

Armor Length (Integral)
- **010** = 10 ft/3 m
- **020** = 20 ft/6 m
- **030** = 30 ft/9 m
- **050** = 50 ft/15 m
- **100** = 100 ft/30 m

Cable Length (Integral)
- **010** = 10 ft/3 m
- **020** = 20 ft/6 m
- **030** = 30 ft/9 m
- **050** = 50 ft/15 m
- **100** = 100 ft/30 m

*Custom Lengths Available Upon Request

Backed by our Unconditional Lifetime Warranty & Free Annual Recalibration Service

www.ctconline.com | sales@ctconline.com | 585-924-5900