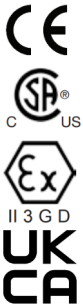


LP822 Series



VIBRATION ANALYSIS HARDWARE

Nonincendive, CSA North America Class 1, Division 2 and ATEX Zone 2 Approved Loop Power Sensor, 4-20 mA Output Proportional to Vibration in Velocity, Top Exit 2 Pin Connector



Product Features

CSA North America Class I, Division 2, Groups A, B, C, and D; Class II, Division 2, Groups F and G; Class III

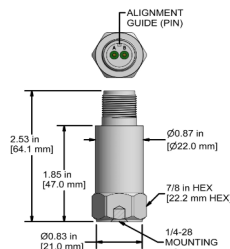
ATEX EU Zone 2 Approved

- ▶ Outputs to PLC, DCS, SCADA
- ▶ NOTE: Class I, Division 2 / Ex nA IIC when installed using an approved Zone 2 / Division 2 rated cable in accordance with the CEC or the NEC.
- ▶ Suggested Approved Cabling: CB190 or CB296 Cable and Q2A or Q2N Connectors

LP822-XXX-1B

2 Pin Connector

Connector Pin	Polarity
A	(+) Loop Power mA
B	(-) Common

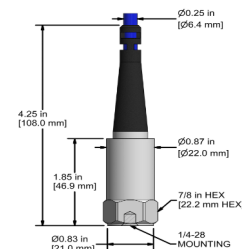


Built To Order

LP822-XXX-2C

Integral Cable

Conductor	Polarity
Red	(+) Loop Power mA
Black	(-) Common
Shield	Cable Drain Wire

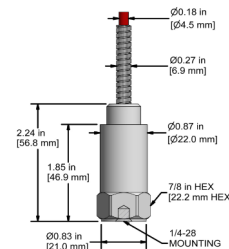


Built To Order

LP822-XXX-3C

Armored Integral Cable

Conductor	Polarity
Red	(+) Loop Power mA
Black	(-) Common
Shield	Cable Drain Wire



Built To Order

Specifications	Standard	Metric	Specifications	Standard	Metric
Part Number	LP822	M/ or M8/LP822	Physical		
Tolerance: 4 mA	(± 10%)		Sensing Element	PZT Ceramic	
Tolerance: 20 mA	(± 10%)		Sensing Structure	Shear Mode	
Electrical			Weight	3.7 oz	105 grams
Settling Time	<60 Seconds		Case Material	316L Stainless Steel	
Voltage Source (IEPE)	12-28 VDC		Mounting Thread	1/4-28 Blind Tapped Hole	
Case Isolation	>10 ⁸ ohm		Connector (Non-Integral)	2 Pin MIL-C-5015	
Environmental			Mounting Torque	2 to 5 ft. lbs.	2.7 to 6.8 Nm
Operating Temperature Range	-4 to 176 °F	-20 to 80 °C	Mounting Hardware Supplied	1/4-28 Stud	M6x1 or M8x1.25 Adapter Stud
Electromagnetic Sensitivity	CE		Calibration Certificate	Current Output @ 100 Hz	
Sealing	Welded, Hermetic				

Ordering Information

Stud Type	Sensor Type	Measurement Range	Type	Frequency Range ±3dB	Style	Armor Length (Integral)	Cable Length (Integral)
Blank = 1/4-28 M = M6x1 M8 = M8x1.5	822 = 4-20 mA Velocity Loop Power, Class I Div 2 832 = 4-20 mA Velocity Loop Power, Class I Div 2, Low Capacitance	0 = 0-0.5 IPS (0-12.7 mm/sec) 1 = 0-1 IPS (0-25.4 mm/sec) 2 = 0-2 IPS (0-50.8 mm/sec) 3 = 0-0.4 IPS (0-10 mm/sec) 4 = 0-0.8 IPS (0-20 mm/sec)	P = Peak R = RMS	1 = 600-60000 CPM (10-1000 Hz) 2 = 180-150000 CPM (3-2500 Hz)	1B = 2 Pin MIL C-5015 2C = Integral Cable 3C = Armor Jacket	010 = 10 ft/3 m 020 = 20 ft/6 m 030 = 30 ft/9 m 050 = 50 ft/15 m 100 = 100 ft/30 m	010 = 10 ft/3 m 020 = 20 ft/6 m 030 = 30 ft/9 m 050 = 50 ft/15 m 100 = 100 ft/30 m

*Custom Lengths Available Upon Request