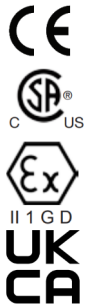


LP802 Series



VIBRATION ANALYSIS HARDWARE

Nonincendive, Intrinsically Safe, CSA North America Class 1, Division 1 and IECEx/ATEX Zone 0,1 Approved Loop Power Sensor, 4-20 mA Output Proportional to Vibration in Velocity, Top Exit 2 Pin Connector



Product Features

4-20 mA Output Proportional to Vibration in Velocity

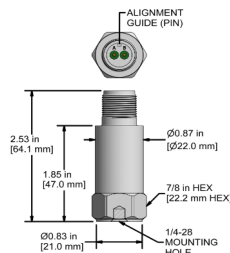
CSA, IECEx and ATEX Approvals

- ▶ Requires Energy Limiting Barriers such as IS111
- ▶ Transmit Signals Over Long Distances with No Signal Loss
- ▶ Outputs to PLC, DCS, SCADA

LP802-XXX-1B

2 Pin Connector

Connector Pin	Polarity
A	(+) Loop Power mA Output
B	(-) Common

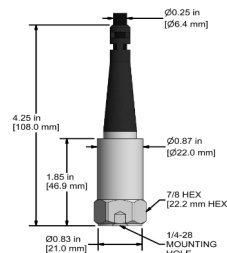


Built To Order

LP802-XXX-2C

Integral Cable

Conductor	Polarity
Red	(+) Loop Power mA Output
Black	(-) Common
Shield	Cable Drain Wire

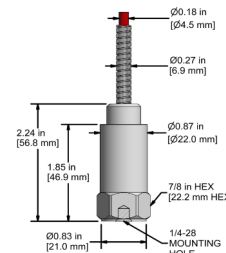


Built To Order

LP802-XXX-3C

Armored Integral Cable

Conductor	Polarity
Red	(+) Loop Power mA Output
Black	(-) Common
Shield	Cable Drain Wire



Built To Order

Specifications	Standard	Metric	Specifications	Standard	Metric
Part Number	LP802	M/ or M8/LP802	Physical		
Tolerance: 4 mA	(± 10%)		Sensing Element	PZT Ceramic	
Tolerance: 20 mA	(± 10%)		Sensing Structure	Shear Mode	
Electrical			Weight	3.7 oz	105 grams
Settling Time	<60 Seconds		Case Material	316L Stainless Steel	
Voltage Source (IEPE)	12-28 VDC		Mounting Thread	1/4-28 Blind Tapped Hole	
Case Isolation	>10 ⁹ ohm		Connector (Non-Integral)	2 Pin MIL-C-5015	
Environmental			Mounting Torque	2 to 5 ft. lbs.	2.7 to 6.8 Nm
Operating Temperature Range	-4 to 176 °F	-20 to 80 °C	Mounting Hardware Supplied	1/4-28 Stud	M6x1 or M8x1.25 Adapter Stud
Electromagnetic Sensitivity	CE		Calibration Certificate	Current Output @ 100 Hz	
Sealing	Welded, Hermetic				

Ordering Information

Stud Type	Sensor Type	Measurement Range	Type	Frequency Range ±3dB	Style	Integral Options	
Blank = 1/4-28 M = M6x1 M8 = M8x1.25	802 = 4-20 mA Velocity Loop Power, Intrinsically Safe 822 = 4-20 mA Velocity Loop Power, Class 1 Div 2/ Zone 2	0 = 0-0.5 IPS (0-12.7 mm/sec) 1 = 0-1 IPS (0-25.4 mm/sec) 2 = 0-2 IPS (0-50.8 mm/sec) 3 = 0-0.4 IPS (0-10 mm/sec) 4 = 0-0.8 IPS (0-20 mm/sec)	P = Peak R = RMS	1 = 600-60000 CPM (10-1000 Hz) 2 = 180-150000 CPM (3-2500 Hz)	1B = 2 Pin MIL C-5015 2C = Integral Cable 3C = Armor Jacket	Armor Length (Integral) 010 = 10 ft/3 m 020 = 20 ft/6 m 030 = 30 ft/9 m 050 = 50 ft/15 m 100 = 100 ft/30 m	Cable Length (Integral) 010 = 10 ft/3 m 020 = 20 ft/6 m 030 = 30 ft/9 m 050 = 50 ft/15 m 100 = 100 ft/30 m
*Custom Lengths Available Upon Request							

Backed by our Unconditional Lifetime Warranty & Free Annual Recalibration Service

www.ctconline.com | sales@ctconline.com | 585-924-5900