# LP384 Series

**Loop Power Sensor, 4-20 mA Output Proportional to Vibration in Acceleration, Side Exit 2 Pin Connector, M8x1.25 Captive Bolt**

VIBRATION ANALYSIS HARDWARE

## Product Features

**4-20 mA Current Proportional to Vibration in Acceleration**

- Peak and RMS Outputs Available
- Transmits Signals Over Long Distances with No Signal Loss
- Outputs to PLC, DCS, SCADA

### LP384-XXX-1E

2 Pin Connector

| Connector Pin | Polarity |
|---|---|
| A | (+) Loop Power mA Output |
| B | (-) Common |

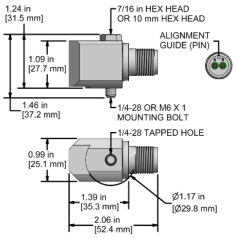


**Built To Order**

### LP384-XXX-2E

CB105 Integral Cable

| Conductor | Polarity |
|---|---|
| Red | (+) Loop Power mA Output |
| Black | (-) Common |
| Shield | Cable Drain Wire |

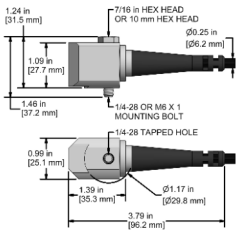


**Built To Order**

### LP384-XXX-3E

CB206 Armored Integral Cable

| Conductor | Polarity |
|---|---|
| Red | (+) Loop Power mA Output |
| Black | (-) Common |
| Shield | Cable Drain Wire |

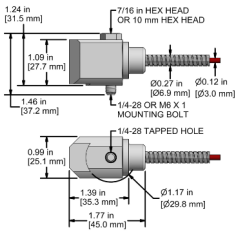


**Built To Order**

| Specifications | Standard | Metric |
|---|---|---|
| Part Number | LP384 | |
| Tolerance: 4 mA | (± 10%) | |
| Tolerance: 20 mA | (± 10%) | |
| **Electrical** | | |
| Settling Time | <60 Seconds | |
| Voltage Source (IEPE) | 15-30 VDC | |
| Case Isolation | >$10^8$ ohm | |
| **Environmental** | | |
| Operating Temperature Range | -4 to 212 °F | -20 to 100 °C |
| Electromagnetic Sensitivity | CE | |
| Sealing | Welded, Hermetic | |
| Submersible Depth | 200 ft. | 60 m |

| Specifications | Standard | Metric |
|---|---|---|
| **Physical** | | |
| Sensing Element | PZT Ceramic | |
| Sensing Structure | Shear Mode | |
| Weight | 4.9 oz | 140 grams |
| Case Material | 316L Stainless Steel | |
| Mounting Thread | M8x1.25 Captive Bolt | |
| Connector (Non-Integral) | 2 Pin MIL-C-5015 | |
| Mounting Torque | 2 to 5 ft. lbs. | 2,7 to 6,8 Nm |
| Mounting Hardware Supplied | 1/4-28 Captive Bolt | M8x1.25 Captive Bolt |
| Calibration Certificate | Current Output @ 100 Hz | |

## Ordering Information

□ /LP384 – □□ □ □ – □□□□ / □□□ / □□□

| Bolt Type | Measurement Range | Type | Frequency Range ±3dB | Style | Armor Length (Integral) | Cable Length (Integral) |
|---|---|---|---|---|---|---|
| **Blank** = M8x1.25 | **0** = 0-1 g<br>**2** = 0-2 g<br>**5** = 0-5 g<br>**10** = 0-10 g<br>**20** = 0-20 g | **P** = Peak<br>**R** = RMS | **1** = 600-60000 CPM (10-1000 Hz)<br>**2** = 180-150000 CPM (3-2500 Hz)<br>**3** = 180-60000 CPM (3-1000 Hz)<br>**4** = 180-300000 CPM (3-5000 Hz)<br>**5** = 180-600000 CPM (3-10000 Hz) | **1E** = 2 Pin MIL C-5015<br>**2E** = Integral Cable<br>**3E** = Armor Jacket<br>**M12E** = 4 Pin M12 | **010** = 10 ft/3 m<br>**020** = 20 ft/6 m<br>**030** = 30 ft/9 m<br>**050** = 50 ft/15 m<br>**100** = 100 ft/30 m | **010** = 10 ft/3 m<br>**020** = 20 ft/6 m<br>**030** = 30 ft/9 m<br>**050** = 50 ft/15 m<br>**100** = 100 ft/30 m |

Integral Options

*Custom Lengths Available Upon Request

**Backed by our Unconditional Lifetime Warranty & Free Annual Recalibration Service**

www.ctconline.com | sales@ctconline.com | 585-924-5900