

LP204 Series

Loop Power Sensor, 4-20 mA Output Proportional to Vibration in Velocity, Side Exit 2 Pin Connector



VIBRATION ANALYSIS HARDWARE



Product Features

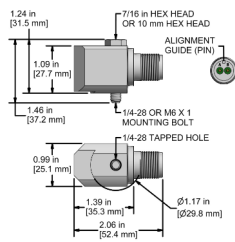
4-20 mA Current Proportional to Vibration in Velocity

- ▶ Transmit Signals Over Long Distances with No Signal Loss
- ▶ Outputs to PLC, DCS, SCADA

LP204-XXX-1E

2 Pin Connector

Connector Pin	Polarity
A	(+) Loop Power mA Output
B	(-) Common

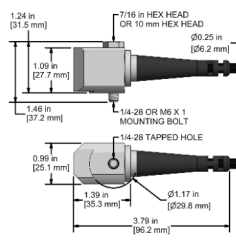


Built To Order

LP204-XXX-2E

Integral Cable

Conductor	Polarity
Red	(+) Loop Power mA Output
Black	(-) Common
Shield	Cable Drain Wire

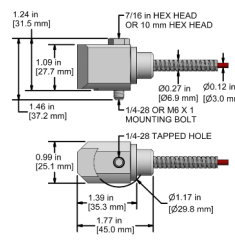


Built To Order

LP204-XXX-3E

Armored Integral Cable

Conductor	Polarity
Red	(+) Loop Power mA Output
Black	(-) Common
Shield	Cable Drain Wire



Built To Order

Specifications	Standard	Metric	Specifications	Standard	Metric
Part Number	LP204	M/LP204	Physical		
Tolerance: 4 mA		(± 10%)	Sensing Element		PZT Ceramic
Tolerance: 20 mA		(± 10%)	Sensing Structure		Shear Mode
Electrical			Weight	4.9 oz	140 grams
Settling Time	<30 Seconds		Case Material		316L Stainless Steel
Voltage Source (IEPE)	15-30 VDC		Mounting Thread		1/4-28
Case Isolation	>10 ⁸ ohm		Connector (Non-Integral)		2 Pin MIL-C-5015
Environmental			Mounting Torque	2 to 5 ft. lbs.	2.7 to 6.8 Nm
Operating Temperature Range	-4 to 212°F	-20 to 100°C	Mounting Hardware Supplied	1/4-28 Captive Bolt	M6x1 Captive Bolt
Electromagnetic Sensitivity		CE	Calibration Certificate		Current Output @ 100 Hz
Sealing		Welded, Hermetic			
Submersible Depth	200 ft.	60 m			

Ordering Information

/LP204 - - / /

Bolt Type	Measurement Range	Type	Frequency Range ±3dB	Style	Armor Length (Integral)	Cable Length (Integral)
Blank = 1/4-28 M = M6x1	0 = 0-0.5 IPS (0-12.7 mm/sec) 1 = 0-1 IPS (0-25.4 mm/sec) 2 = 0-2 IPS (0-50.8 mm/sec) 3 = 0-0.4 IPS (0-10 mm/sec) 4 = 0-0.8 IPS (0-20 mm/sec) 6 = 0-5 IPS (0-127 mm/sec)	P = Peak R = RMS	1 = 600-60000 CPM (10-1000 Hz) 2 = 180-150000 CPM (3-2500 Hz) 3 = 180-60000 CPM (3-1000 Hz) 4 = 180-300000 CPM (3-5000 Hz) 5 = 180-600000 CPM (3-10000 Hz)	1E = 2 Pin MIL C-5015 2E = Integral Cable 3E = Armor Jacket M12E = 4 Pin M12	010 = 10 ft/3 m 020 = 20 ft/6 m 030 = 30 ft/9 m 050 = 50 ft/15 m 100 = 100 ft/30 m	010 = 10 ft/3 m 020 = 20 ft/6 m 030 = 30 ft/9 m 050 = 50 ft/15 m 100 = 100 ft/30 m

*Custom Lengths Available Upon Request

Backed by our Unconditional Lifetime Warranty & Free Annual Recalibration Service

www.ctconline.com | sales@ctconline.com | 585-924-5900