

AC972 Series



VIBRATION ANALYSIS HARDWARE

Nonincendive Intrinsically Safe, CSA North America Class 1, Division 1 and IECEx/ATEX Zone 0,1 Approved Triaxial Accelerometer, Follows Cartesian Phase Coordinate System for Modal/ODS Analysis, Side Exit 4 Pin Mini-MIL Connector, 10 mV/g, ±10%



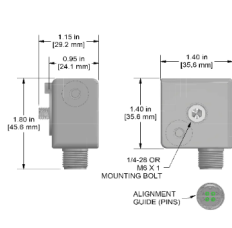
Regulatory Information

Ex ia IIC T3/T4 Ga	CSA 22 UKEX 1408X
AEx ia IIC T3/T4 Ga	Ex ia IIC T3/T4 Ga
CLI Groups A, B, C, D	Ex ia I Ma
CLII Groups E, F, G; CLIII	
CLI, Zone 0	Sira 15ATEX2152X
	Ex ia IIC T3 Ga
	Ex ia I Ma
Operating Temperature Code: T4	
Ambient Temperature Range = -40 to 80°C	
Operating Temperature Code: T3	IECEx SIR 15.0060X
Ambient Temperature Range = -40 to 121°C	Ex ia IIC T3 Ga
Control Drawing INS10012	Ex ia I Ma
Ui = 28 Vdc li = 112 mA	
Pi = 1W, Ci = 63.036nF, Li = 0µH	
CSA 221421	

AC972-1D

4 Pin Connector

Connector Pin	Polarity
A (Axis Y)	(+) Signal/Power
B (Axis X)	(+) Signal/Power
C (Axis Z)	(+) Signal/Power
D	(-) Common

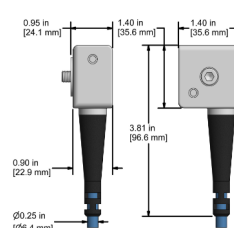


Stock Product

AC972-2D

CB192 Integral Cable

Conductor	Polarity
Red (Axis Y)	(+) Signal/Power
Green (Axis X)	(+) Signal/Power
White (Axis Y)	(+) Signal/Power
Black	(-) Common

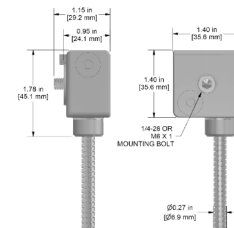


Built To Order

AC972-3D

CB218 Armored Integral Cable

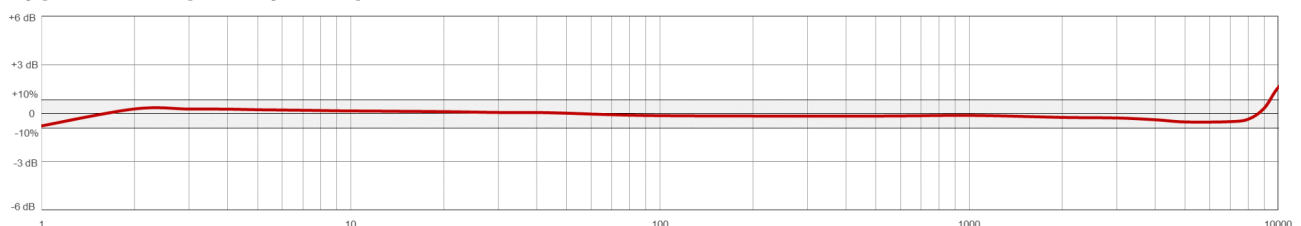
Conductor	Polarity
Red (Axis Y)	(+) Signal/Power
Green (Axis X)	(+) Signal/Power
White (Axis Z)	(+) Signal/Power
Black	(-) Common



Built To Order

Specifications	Standard	Metric	Specifications	Standard	Metric
Part Number	AC972	M/AC972	Environmental		
Sensitivity (±10%)		10 mV/g	Operating Temperature Range	-65 to 250°F	-54 to 121°C
Frequency Response (±3dB)	60-600,000 CPM	1,0-10000 Hz	Electromagnetic Sensitivity	CE	
Frequency Response (±10%)	90-420,000 CPM	1,5-7000 Hz	Sealing	Welded, Hermetic Rated to IP68/IP69	
Frequency Response (±5%)	180-360,000 CPM	3,0-6000 Hz	SIL Rating	SIL 2	
Dynamic Range		± 500 g, peak	Physical		
Transverse Sensitivity		<5%	Sensing Element	PZT Ceramic	
Electrical			Sensing Structure	Shear Mode	
Settling Time		<2.5 seconds	Weight	7.1 oz	200 grams
Voltage Source (IEPE)		18-28 VDC	Case Material	316L Stainless Steel	
Constant Current Excitation		2-10 mA	Mounting Thread	1/4-28	
Spectral Noise @ 10 Hz		27 µg/√Hz	Connector (Non-Integral)	4 Pin J Connector	
Spectral Noise @ 100 Hz		6.5 µg/√Hz	Mounting Torque	1 to 2 ft. lbs.	1,4 to 2,7 Nm
Spectral Noise @ 1000 Hz		2.5 µg/√Hz	Mounting Hardware Supplied	1/4-28 Captive Bolt	M6x1 Captive Bolt
Output Impedance		<100 ohm	Calibration Certificate	CA10	
Bias Output Voltage		10-14 VDC			
Case Isolation		>10 ⁹ ohm			

Typical Frequency Response



Backed by our Unconditional Lifetime Warranty & Free Annual Recalibration Service

www.ctconline.com | sales@ctconline.com | 585-924-5900