

AC963 Series

Nonincendive, Intrinsically Safe, IECEx/ANZEx Zone 0,1 Approved Accelerometer, Top Exit 2 Pin Connector, 50 mV/g, ±10%



VIBRATION ANALYSIS HARDWARE

CE
IECEx
ANZEx
PESO
UK
CA



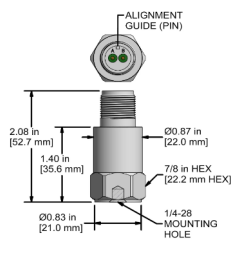
Regulatory Information

Ex ia IIC T3/T4	Uj = 28 Vdc li = 100 mA
AEx ia IIC T3/T4	CSA 221421
CLI Groups A, B, C, D	
CLII Groups F, G	IECEx CSA 07.0001
CLIII	Ex ia IIC T3
	Ex ia IIC T4
Operating Temperature Code: T4	Ex ia I Ma
Ambient Temperature Range = -40 to 80°C	ANZEx 18.4160
Operating Temperature Code: T3	
Ambient Temperature Range = -40 to 125°C	

AC963-1A

2 Pin Connector

Connector Pin	Polarity
A	(+) Signal/Power
B	(-) Common

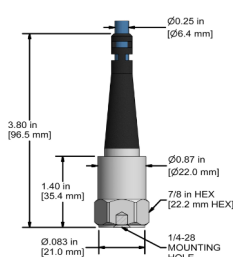


Stock Product

AC963-2C

CB193 Integral Cable

Conductor	Polarity
Red	(+) Signal/Power
Black	(-) Common
Shield	Cable Drain Wire

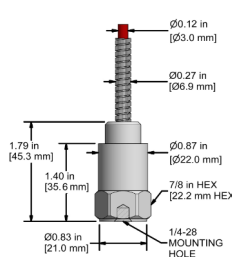


Built To Order

AC963-3C

CB296 Armored Integral Cable

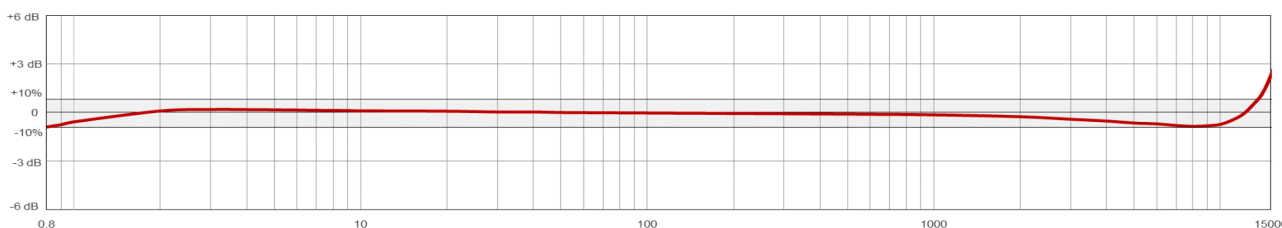
Conductor	Polarity
Red	(+) Signal/Power
Black	(-) Common
Shield	Cable Drain Wire



Built To Order

Specifications	Standard	Metric	Specifications	Standard	Metric
Part Number	AC963	M/ or M8/AC963	Environmental		
Sensitivity (±10%)	50 mV/g		Operating Temperature Range	-40 to 250 °F	-40 to 121 °C
Frequency Response (±3dB)	60-900,000 CPM	1,0-15000 Hz	Maximum Shock Protection	5,000 g, peak	
Frequency Response (±10%)	120-240,000 CPM		Electromagnetic Sensitivity	CE	
Dynamic Range	± 100 g, peak		Sealing	Welded, Hermetic	
Electrical			Submersible Depth	200 ft.	61 m
Settling Time	<3 Seconds		Physical		
Voltage Source (IEPE)	18-28 VDC		Sensing Element	PZT Ceramic	
Constant Current Excitation	2-4 mA		Sensing Structure	Shear Mode	
Spectral Noise @ 10 Hz	9 µg/√Hz		Weight	3.2 oz	90 grams
Spectral Noise @ 100 Hz	2 µg/√Hz		Case Material	316L Stainless Steel	
Spectral Noise @ 1000 Hz	1.6 µg/√Hz		Mounting Thread	1/4-28 Blind Tapped Hole	
Output Impedance	<100 ohm		Connector (Non-Integral)	2 Pin MIL-C-5015	
Bias Output Voltage	10-14 VDC		Resonant Frequency	1,380,000 CPM	23000 Hz
Case Isolation	>10 ⁸ ohm		Mounting Torque	2 to 5 ft. lbs.	2,7 to 6,8 Nm
			Mounting Hardware Supplied	1/4-28 Stud	M6x1 or M8x1.25 Adapter Stud
			Calibration Certificate	CA10	

Typical Frequency Response



Backed by our Unconditional Lifetime Warranty & Free Annual Recalibration Service

www.ctconline.com | sales@ctconline.com | 585-924-5900