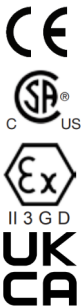


AC936 Series

Nonincendive, CSA North America Class 1, Division 2 and ATEX Zone 2 Approved Accelerometer, Side Exit 2 Pin Connector, 100 mV/g, ±10%



VIBRATION ANALYSIS HARDWARE



Product Features

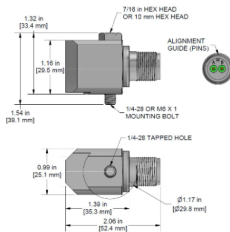
CSA North America Class I, Division 2, Groups A, B, C, and D; Class II, Division 2, Groups F and G; Class III

ATEX EU Zone 2 Approved

- ▶ NOTE: Class I, Division 2 / Ex nA IIC when installed using an approved Zone 2 / Division 2 rated cable in accordance with the CEC or the NEC. Suitability of final installation is to be determined by the authority having local jurisdiction.
- ▶ Suggested Approved Cabling: CB190 or CB296 Cable and Q2A or Q2N Connectors

AC936-1A 2 Pin Connector

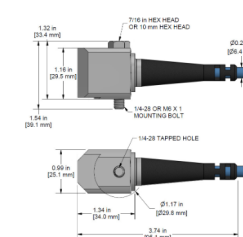
Connector Pin	Polarity
A	(+) Signal/Power
B	(-) Common



Stock Product

AC936-2C CB190 Integral Cable

Conductor	Polarity
Red	(+) Signal/Power
Black	(-) Common
Shield	Cable Drain Wire

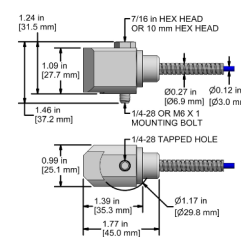


Built To Order

AC936-3C CB296 Armored Integral Cable

CB296 Armored Integral Cable

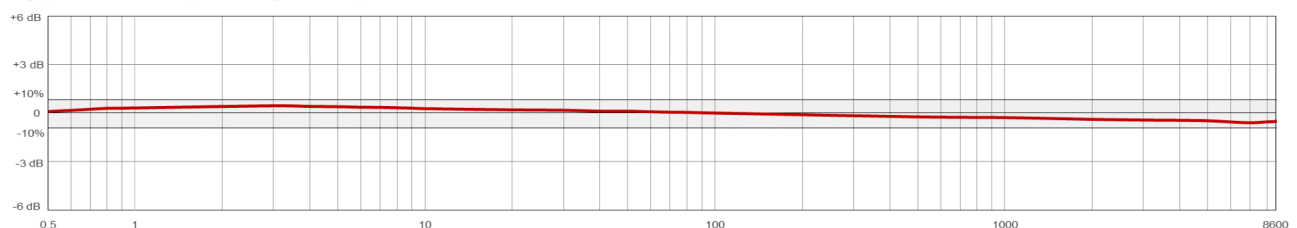
Conductor	Polarity
Red	(+) Signal/Power
Black	(-) Common
Shield	Cable Drain Wire



Built To Order

Specifications	Standard	Metric	Specifications	Standard	Metric
Part Number	AC936	M/AC936	Environmental		
Sensitivity (±10%)	100 mV/g		Operating Temperature Range	-40 to 250°F	-40 to 121°C
Frequency Response (±3dB)	30-516,000 CPM	0.5-8600 Hz	Maximum Shock Protection	5,000 g, peak	
Frequency Response (±10%)	60-360,000 CPM	1.0-6000 Hz	Electromagnetic Sensitivity	CE	
Dynamic Range	± 80 g, peak		Sealing	Welded, Hermetic	
Electrical			SIL Rating	SIL 2	
Settling Time	<3 Seconds		Physical		
Voltage Source (IEPE)	18-28 VDC		Sensing Element	PZT Ceramic	
Constant Current Excitation	2-10 mA		Sensing Structure	Shear Mode	
Spectral Noise @ 10 Hz	30 µg/√Hz		Weight	5.3 oz	150 grams
Spectral Noise @ 100 Hz	19 µg/√Hz		Case Material	316L Stainless Steel	
Spectral Noise @ 1000 Hz	15 µg/√Hz		Mounting Thread	1/4-28	
Output Impedance	<100 ohm		Connector (Non-Integral)	2 Pin MIL-C-5015	
Bias Output Voltage	10-14 VDC		Resonant Frequency	1,260,000 CPM	21000 Hz
Case Isolation	>10 ⁹ ohm		Mounting Torque	2 to 5 ft. lbs.	2,7 to 6,8 Nm
			Mounting Hardware Supplied	1/4-28 Captive Bolt	M6x1 Captive Bolt
			Calibration Certificate		CA10

Typical Frequency Response



Backed by our Unconditional Lifetime Warranty & Free Annual Recalibration Service

www.ctconline.com | sales@ctconline.com | 585-924-5900