

AC312 Series

Low Voltage Accelerometer, Top Exit 3 Pin Connector, 25 mV/g, ±10%



VIBRATION ANALYSIS HARDWARE



Product Features

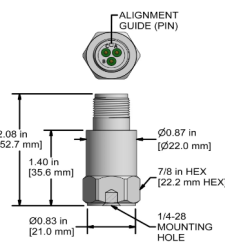
Ultra Low Power Sensor
For Battery Powered Transmission Systems

- ▶ 3 Pin MIL Connector
- ▶ Supply Voltage 3-5 Volts
- ▶ Compatible with Many Wireless Transmission Systems

AC312-1A

3 Pin Connector

Connector Pin	Polarity
A	(+) Power
B	(-) Common
C	(+) Signal

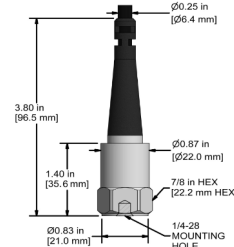


Stock Product

AC312-2C

Integral Cable

Conductor	Polarity
Red	(+) Power
Black	(-) Common
White	(+) Signal

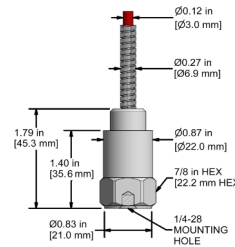


Built To Order

AC312-3C

Armored Integral Cable

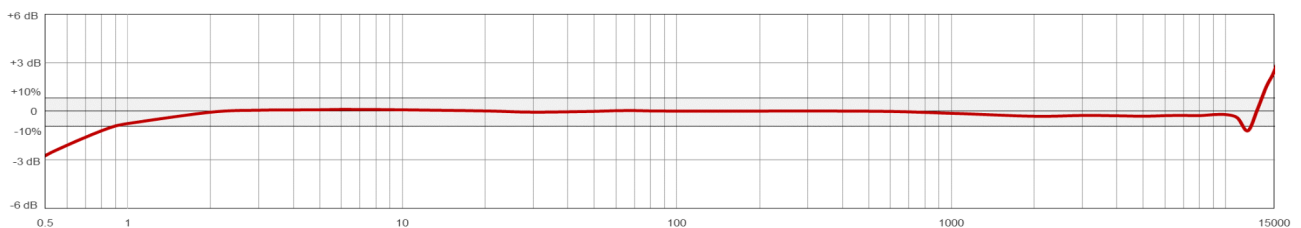
Conductor	Polarity
Red	(+) Power
Black	(-) Common
White	(+) Signal



Built To Order

Specifications	Standard	Metric	Specifications	Standard	Metric
Part Number	AC312	M/ or M8/AC312	Environmental		
Sensitivity (±10%)	25 mV/g		Operating Temperature Range	-58 to 250 °F	-50 to 121 °C
Frequency Response (±3dB)	30-900,000 CPM	0.5-15000 Hz	Maximum Shock Protection	5,000 g, peak	
Frequency Response (±10%)	60-720,000 CPM	1.0-12000 Hz	Sealing	IP68	
Dynamic Range	± 50 g, peak		Submersible Depth	200 ft.	60 m
Electrical			Physical		
Settling Time	<1.0 second		Sensing Element	PZT Ceramic	
Voltage Source (IEPE)	3-5 VDC (10%)		Sensing Structure	Shear Mode	
Spectral Noise @ 10 Hz	60 µg/√Hz		Weight	3.2 oz	90 grams
Spectral Noise @ 100 Hz	20 µg/√Hz		Case Material	316L Stainless Steel	
Spectral Noise @ 1000 Hz	5 µg/√Hz		Mounting Thread	1/4-28 Blind Tapped Hole	
Output Impedance	<100 ohm		Connector (Non-Integral)	3 Pin MIL-C-5015	
Bias Output Voltage	1.5 V ± 10%		Resonant Frequency	1,860,000 CPM	31000 Hz
Case Isolation	>10 ⁸ ohm		Mounting Torque	2 to 5 ft. lbs.	2.7 to 6.8 Nm
Supply Current	< 20 µA		Mounting Hardware Supplied	1/4-28 Stud	M6x1 or M8x1.25 Adapter Stud
			Calibration Certificate	CA10	

Typical Frequency Response



Backed by our Unconditional Lifetime Warranty & Free Annual Recalibration Service

www.ctconline.com | sales@ctconline.com | 585-924-5900