

# AC292 Series

Premium Compact Accelerometer, Top Exit 2 Pin Connector, 100 mV/g, ±5%



VIBRATION ANALYSIS HARDWARE



## Product Features

Superior RF Immunity in a Compact 100 mV/g Sensor

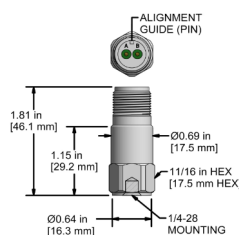
0.3 - 15,000 Hz (18-900,000 CPM) Frequency Response

- ▶ ± 80 g, Dynamic Range
- ▶ Standard 2 Pin MIL Connection or Integral Cable. Note: Integral Cable Options are only for Permanent Monitoring Applications
- ▶ -6N Integral Cable Option Features Food Safe FDA Compliant 21 CFR 177.1330 Polyolefin Heat Shrink

### AC292-1D

2 Pin Connector

Connector Pin	Polarity
A	(+) Signal/Power
B	(-) Common

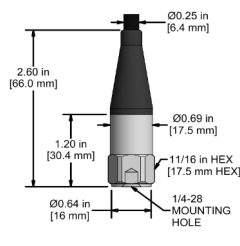


Stock Product

### AC292-2D

CB103 Integral Cable

Conductor	Polarity
A	(+) Signal/Power
B	(-) Common
Shield	Cable Drain Wire

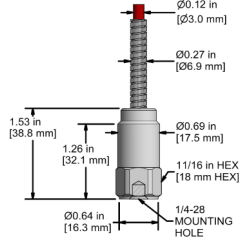


Built To Order

### AC292-3D

CB206 Armored Integral Cable

Conductor	Polarity
A	(+) Signal/Power
B	(-) Common
Shield	Cable Drain Wire

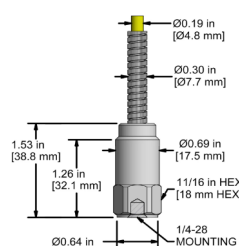


Built To Order

### AC292-6D

CB611 Heavy Duty Armored Integral Cable

Conductor	Polarity
A	(+) Signal/Power
B	(-) Common
Shield	Cable Drain Wire

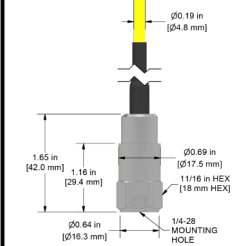


Built To Order

### AC292-6N

CB111 Integral Cable

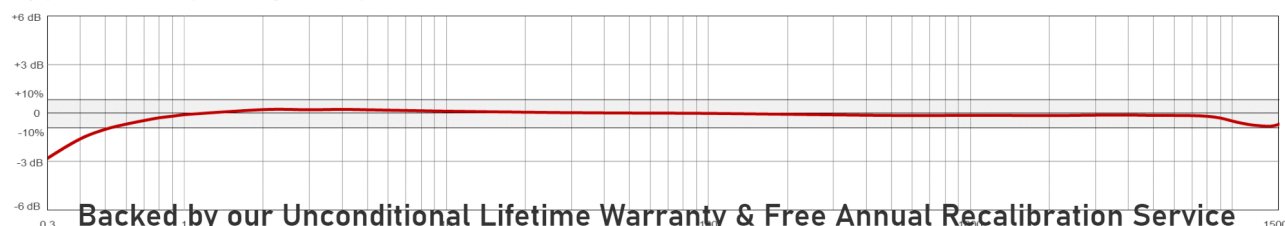
Conductor	Polarity
Red	(+) Signal/Power
Black	(-) Common
Shield	Cable Drain Wire



Built To Order

Specifications	Standard	Metric	Specifications	Standard	Metric
Part Number	AC292	M/ or M8/AC292	<u>Environmental</u>		
Sensitivity (±5%)	100 mV/g		Operating Temperature Range	-58 to 250 °F	-50 to 121 °C
Frequency Response (±3dB)	18-900,000 CPM	0.3-15000 Hz	Maximum Shock Protection	5,000 g, peak	
Frequency Response (±10%)	60-600,000 CPM	1.0-10000 Hz	Electromagnetic Sensitivity	CE	
Frequency Response (±5%)	600-300,000 CPM	10-5000 Hz	Sealing	Welded, Hermetic	
Dynamic Range	± 80 g, peak *Vsource ≥ 22V, 12Vbias		Submersible Depth	200 ft.	60 m
<u>Electrical</u>			<u>Physical</u>		
Settling Time	<2 Seconds		Sensing Element	PZT Ceramic	
Voltage Source (IEPE)	18-30 VDC		Sensing Structure	Shear Mode	
Constant Current Excitation	2-10 mA		Weight	1.8 oz	51 grams
Spectral Noise @ 10 Hz	8 µg/√Hz		Case Material	316L Stainless Steel	
Spectral Noise @ 100 Hz	4 µg/√Hz		Mounting Thread	1/4-28 Blind Tapped Hole	
Spectral Noise @ 1000 Hz	2 µg/√Hz		Connector (Non-Integral)	2 Pin MIL-C-5015	
Output Impedance	<100 ohm		Resonant Frequency	1,560,000 CPM	26000 Hz
Bias Output Voltage	10-14 VDC		Mounting Torque	2 to 5 ft. lbs.	2.7 to 6.8 Nm
Case Isolation	>10 <sup>9</sup> ohm		Mounting Hardware Supplied	1/4-28 Stud	M6x1 or M8x1.25 Adapter Stud
			Calibration Certificate	CA10	

## Typical Frequency Response



Backed by our Unconditional Lifetime Warranty & Free Annual Recalibration Service

www.ctconline.com | sales@ctconline.com | 585-924-5900