

# AC140 Series



Low Cost Miniature Industrial Multipurpose Accelerometer, Top Exit  
2 Pin Mini-MIL Connector, 100 mV/g, ±15%

VIBRATION ANALYSIS HARDWARE



## Product Features

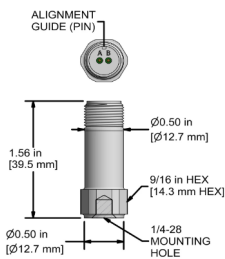
Mini Industrial Accelerometer, Great for Hard-to-Reach Locations

- ▶ ± 80 g, Dynamic Range
- ▶ 2 Pin Mini-MIL Connection
- ▶ -6N Integral Cable Option Features Food Safe FDA Compliant 21 CFR 177.1330 Polyolefin Heat Shrink

### AC140-1D

2 Pin Mini Mil Connector

Connector Pin	Polarity
A	(+) Signal/Power
B	(-) Common

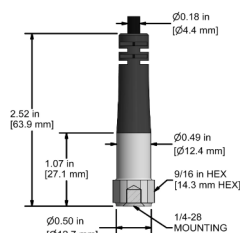


Stock Product

### AC140-2D

CB110 Integral Cable

Conductor	Polarity
Red	(+) Signal/Power
Black	(-) Common
Shield	Cable Drain Wire

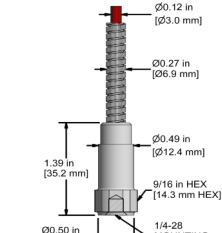


Built To Order

### AC140-3D

CB206 Armored Integral Cable

Conductor	Polarity
Red	(+) Signal/Power
Black	(-) Common
Shield	Cable Drain Wire

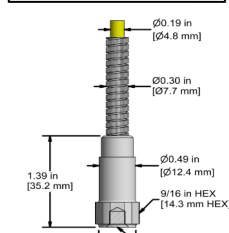


Built To Order

### AC140-6D

CB611 Heavy Duty Armored Integral Cable

Conductor	Polarity
Red	(+) Signal/Power
Black	(-) Common
Shield	Cable Drain Wire

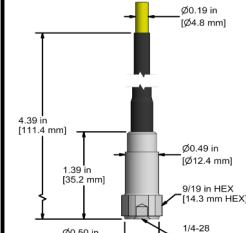


Built To Order

### AC140-6N

CB111 Integral Cable

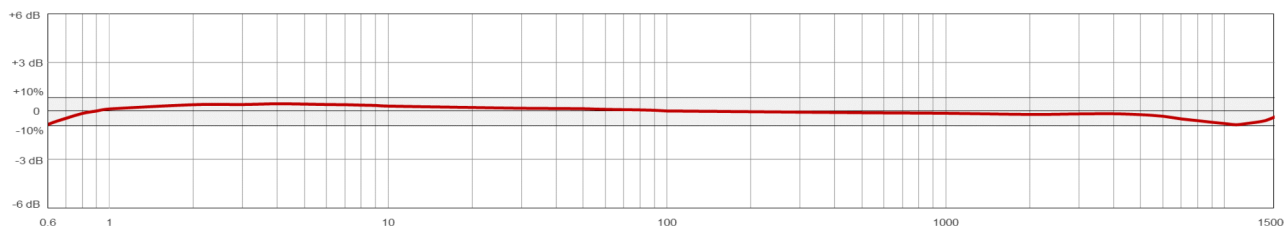
Conductor	Polarity
Red	(+) Signal/Power
Black	(-) Common
Shield	Cable Drain Wire



Built To Order

Specifications	Standard	Metric	Specifications	Standard	Metric
Part Number	AC140	M/ or M8/AC140	<b>Environmental</b>		
Sensitivity (±15%)	100 mV/g		Operating Temperature Range	-58 to 250 °F	-50 to 121 °C
Frequency Response (±3dB)	36-900,000 CPM	0,6-15000 Hz	Maximum Shock Protection	5,000 g, peak	
Dynamic Range	± 80 g, peak *Vsource ≥ 22V, 12Vbias		Electromagnetic Sensitivity	CE	
<b>Electrical</b>			Sealing	Welded, Hermetic	
Settling Time	<2.5 seconds		Submersible Depth	200 ft.	60 m
Voltage Source (IEPE)	18-30 VDC		SIL Rating	SIL 2	
Constant Current Excitation	2-10 mA		<b>Physical</b>		
Spectral Noise @ 10 Hz	30 µg/√Hz		Sensing Element	PZT Ceramic	
Spectral Noise @ 100 Hz	4 µg/√Hz		Sensing Structure	Shear Mode	
Spectral Noise @ 1000 Hz	2 µg/√Hz		Weight	0.7 oz	20 grams
Output Impedance	<100 ohm		Case Material	316L Stainless Steel	
Bias Output Voltage	10-14 VDC		Mounting Thread	1/4-28 Blind Tapped Hole	
Case Isolation	>10 <sup>8</sup> ohm		Connector (Non-Integral)	2 Pin mini-MIL (J Series)	
			Resonant Frequency	2,040,000 CPM	34000 Hz
			Mounting Torque	2 to 5 ft. lbs.	2,7 to 6,8 Nm
			Mounting Hardware Supplied	1/4-28 Stud	M6x1 or M8x1,25 Adapter Stud
			Calibration Certificate	CA10	

## Typical Frequency Response



Backed by our Unconditional Lifetime Warranty & Free Annual Recalibration Service

[www.ctconline.com](http://www.ctconline.com) | [sales@ctconline.com](mailto:sales@ctconline.com) | 585-924-5900